



Accommodation Structure Sheet

General information

Name of accommodation facility	Il Veliero
Typology	Tourist Village
Address	Via Isole Eolie Snc
City	Follonica (GR)
Contacts	Tel. +39 0566260890 info@campingfollonica.it
Website	http://www.campingfollonica.it
Accessible website compliant with WCAG 2.1	NO
Online bookings	YES
Short description	The Parco Vacanze il Veliero is located in the heart of the Maremma Toscana, a few kilometers from the town of Follonica and has bungalows and pitches for your seaside holidays. The structure is totally Pet Friendly.

TESTED AND REVIEWED BY: [Handy Superabile Social Promotion Association](#) in 2024

Please note The following information refers to the verification date reported at the bottom of each sheet. The Association is not responsible for any significant changes made by the facility after the visit.





Summary

Accommodation Structure Sheet	1
General information	1
Arrival at the facility.....	3
How to reach the property.....	3
Pathway from private/public parking to the entrance	4
Entrance to the building	4
Hall - Reception	5
Rooms/Apartments	6
Rooms/apartments adapted for guests with reduced mobility.....	6
Toilet in the guest room for those with reduced mobility	8
Bar/Restaurant.....	10
Internal Pathways and common services.....	13
Internal pathways.....	13
Common toilets.....	13
Pool.....	14
Beach.....	15
Recreational activities	16
Theater	16
Medical offices/healthcare facilities.....	17





Arrival at the facility

How to reach the property

By car	<p>From the North-West (Turin - Genoa - Ventimiglia): A12 motorway, mandatory exit (Rosignano), when you cross the SS Aurelia take the direction of Grosseto and exit at Follonica Nord. Then turn right towards Follonica on SP 152 Vecchia Aurelia, after 300 metres on the right.</p> <p>From the north-east (Venice - Bologna - Trieste): A1 motorway to Firenze Signa, take the FI-PI-LI towards Livorno, at Collesalvetti take the A12 towards Rome, then exit at Rosignano, then take the SS Aurelia towards Grosseto and exit at Follonica Nord. Then turn right towards Follonica on SP 152 Vecchia Aurelia, after 300 metres on the right.</p> <p>From the South (Naples - Bari): A1 or A24 to Rome, then the A12 to Civitavecchia where you then take the SS, Aurelia northbound, until you reach the junction for Pratoranieri. The structure is located on the SP 152 Vecchia Aurelia, a little further on the left.</p>
By plane	
Assistance service for people with disabilities	YES
Boarding/disembarking of passengers with reduced mobility	with courtesy chair and ambulift/finger
Tactile paths for the blind and visually impaired	YES





There is an accessible toilet with support handles	YES
By train	
Nearest station	Follonica station 3 km away
Assistance service for people with disabilities	YES
Any notes	

Pathway from private/public parking to the entrance

Presence of private parking	YES
Type of private parking flooring	asphalt
Presence of parking space reserved for disabled people in the private car park	NO
Describe the route from the parking lot to the entrance and any critical issues	on the flat
	

Entrance to the building

There is an accessible entrance	YES main entrance
---------------------------------	-------------------






How to access the facility	<input checked="" type="checkbox"/> on the flat <input type="checkbox"/> via n. steps Choose an item. <input type="checkbox"/> via sidewalks Choose an item. <input type="checkbox"/> via ramp Choose an item. <input type="checkbox"/> via elevator Choose an item. <input type="checkbox"/> via stairlift
Type of entrance door	to door
Usable width of door/entrance opening	90 cm
There are indicators and tactile maps	YES with tactile maps
	

Hall - Reception

How to get there from the entrance	on the flat
Reception desk height	Also accessible in wheelchairs
Presence of multilingual staff	YES
Type of information material	<input type="checkbox"/> YES with tactile maps/signs <input checked="" type="checkbox"/> YES with brochure





Initial assistance is provided for visitors with disabilities	<input checked="" type="checkbox"/> YES with orientation tour of the structure <input type="checkbox"/> YES with accompaniment to the room <input checked="" type="checkbox"/> YES with portorage service
The following aids are provided for visitors with disabilities	<input type="checkbox"/> manual wheelchair <input type="checkbox"/> crutches <input type="checkbox"/> comfortable shower chair
The staff has attended a training course on welcoming people with different disabilities	NO
	



Rooms/Apartments

Rooms/apartments adapted for guests with reduced mobility

Number and type of rooms/apartments equipped/usable by people with reduced mobility	<input type="checkbox"/> single roomsChoose an item. <input type="checkbox"/> double roomsChoose an item. <input type="checkbox"/> triple roomsChoose an item. <input checked="" type="checkbox"/> bungalowno. 6 <input type="checkbox"/> two-room apartmentsChoose an item. <input type="checkbox"/> three-room apartmentsChoose an item.
---	--






<p>Access to bungalow no. 50</p>	<p><input type="checkbox"/> on the flat</p> <p><input type="checkbox"/> via high sidewalks cm Choose an item.</p> <p><input checked="" type="checkbox"/> via ramp single length 100 cm, gradient 4%</p> <p><input type="checkbox"/> via elevator Choose an item.</p> <p><input type="checkbox"/> via stairlift</p>
	
<p>Type of entrance door</p>	<p>with lever handle</p>
<p>Usable width of entrance door</p>	<p>greater than 90 cm</p>
<p>Bed type and height</p>	<p>50cm high double bed</p>
<p>Free spaces on the sides of the bed</p>	<p>left 62 cm To the right 62 cm front Choose an item.</p>
<p>Cabinet type</p>	<p>with doors</p>
<p>Free space under the desk</p>	<p>65 cm</p>
<p>They are available in the room</p>	<p><input type="checkbox"/> safe</p> <p><input type="checkbox"/> mini-bar</p> <p><input type="checkbox"/> water boiler</p> <p><input type="checkbox"/> iron</p>
<p>There is a terrace/balcony/garden (useful width of door)</p>	<p>veranda with useful door width cm</p>
<p>Access methods</p>	<p>on the flat</p>

Project realized with the contribution of the





Toilet in the guest room for those with reduced mobility

Access to the premises	on the flat
Usable width of entrance door	87 cm
Door type	Lever handle
Toilet height	50 cm
Toilet seat with open front tooth	YES
Support handles	to the left of the toilet
Flexible shower next to the toilet	Choose an item.
Free space on the sides of the toilet	leftChoose an item. To the rightgreater than 90 cm frontgreater than 90 cm
Electric bell/telephone next to toilet	YES
Sink with space underneath for wheelchair access	greater than 70 cm
Height from ground to lower edge of mirror	140 cm







<p>Shower accessible to guests with reduced mobility available</p>	<p>YES floor level</p>
<p>Shower type</p>	<p>open type</p>
<p>Shower chair</p>	<p>folding</p>
<p>Support handle</p>	<p>YES</p>
<p>Presence of shower head or shower rail</p>	<p>ups and downs</p>
<p>Shower side electric bell/telephone</p>	<p>YES but not reachable from land</p>





Bar/Restaurant

Type of premises	Bar
Access to the premises	<input checked="" type="checkbox"/> on the flat <input type="checkbox"/> via high sidewalks Choose an item. <input type="checkbox"/> via ramp Choose an item. <input type="checkbox"/> via elevator Choose an item. <input type="checkbox"/> via stairlift
Usable width of door/entrance opening	greater than 90 cm
Bar counter height	112 cm
Type of tables	with central support and 4 legs
Space under the floor tables	70 cm
Availability of high chairs for babies	NO
There are toilets that can be used by a guest with reduced mobility (see “accessible toilets in internal routes and common services)	YES
	







<p>The venue has a veranda/outdoor terrace</p>	<p>YES with flat access</p>
<p>Type of tables</p>	<p>with central support and 4 stems</p>
<p>Space under the floor tables</p>	<p>70 cm</p>

<p>Type of premises</p>	<p>Restaurant</p>
<p>Access to the premises</p>	<p><input checked="" type="checkbox"/> on the flat</p>
<p>Usable width of door/entrance opening</p>	<p>greater than 90 cm</p>
<p>Buffet counter height</p>	<p>80 cm high</p>
<p>Type of tables</p>	<p>with central support</p>
<p>Space under the floor tables</p>	<p>Not detected</p>

Project realized with the contribution of the





Availability of high chairs for babies	YES
Multilingual menu	YES
Menu with app	NO
Braille menu	NO
Table service for people with disabilities	NO
Availability of food for celiacs	NO
There are coffee and milk dispensers	YES with button placed 80 cm from the ground
It is possible to always reserve the same table for a customer with reduced mobility	NO
There are toilets that can be used by a guest with reduced mobility (see “accessible toilets in internal routes and common services)	YES
There is a reserved area for lunch for little guests	NO
A fully equipped bottle-feeding service is available	NO
The venue has a veranda/outdoor terrace	YES with flat access
Type of tables	with central support
Space under the floor tables	Not detected
	





Internal pathways and common services

Internal pathways

Approximate distances from the room/apartment/bungalow visited and intended for guests with disabilities to the various main common areas	Entrance (Hall) from 30 to 150 m Main restaurant 150 m Main pool 150m
Indicate whether the connecting routes to the common areas are flat or have ramps or steps, in addition to those already described	Entrance (Hall) on the flat Main restaurant on the flat Main pool on the flat
From the room visited to the common areas there are maps and tactile signals for the blind	YES with tactile maps

Common toilets

Location of the premises	near the hall
How to access the premises	on the flat
Usable width of entrance door	greater than 90 cm
Door type	with a door that opens outwards
Toilet height	50 cm
Toilet seat with open front tooth	YES
Support handles	YES






Pool

The property has a swimming pool	for adults and children with fresh water
Tub with conditioned water	NO
Access to the swimming pool	on the flat
Usable width of entrance passage	Without doors
Access to the tub	with ladder
Bathing aids for guests with reduced mobility	mobile lift
Depth of the pool	variable from 120 cm to 190 cm for adult pools, 70 cm for children's pools
Height of the pool edge - water level	infinity edge for adult pools, 25 cm for children's pools
There is a shower in the pool area	YES floor level





Beach

Beach type (Bagno Nettuno)	sand
Beach access	on the flat
Walkway to reach the umbrellas	YES
Type of walkway	PVC
Width of the walkway	100 cm
	
Also removable platform between walkway and umbrella position to facilitate passage and parking with wheelchair	YES
Amphibian chair available for bathing people with reduced mobility, owned or through a bathing association	YES
There is a shower in the pool area	YES on a floor level platform
On the beach there are toilet facilities accessible to guests with reduced mobility (see internal routes and common services sheet)	YES





Recreational activities

Theater

There is a Theatre in the building	YES
Access methods	on the flat
Usable width of door/entrance opening	Without entrance door
The grandstand area is covered	NO
There are spaces for wheelchair users	YES at the side of the chairs





Medical offices/healthcare facilities

Hospitals near the facility	Sant'Andrea Hospital and Emergency Room, Viale Risorgimento 43, Massa Marittima (GR) Tel +39 0566 9091111 – 20 km Misericordia Hospital and Emergency Room, Via Senese 161, Grosseto Tel +39 0564 485111 - 50 km
Any dialysis facilities	UO Nephrology and dialysis at Misericordia hospital in Grosseto. Tel +39 0564 485218 0564 485159 – 50 km E-mail alberto.papi@uslsudest.toscana.it
Other health facilities	ASL Clinic, Viale Europa 5 Follonica (GR) Tel +39 0566 909111 - 3 km

TESTED BY: [Handy Superabile Social Promotion Association](#) in 2024

